




NAGS



50m Breaststroke Men Heat

2023 Apollo Projects NZ Age Group S...

Points Swimmers Files Scoreboard






























Session 1 Sun 09:10 AM	Session 2 Wed 05:40 PM	Session 3 Thu 09:10 AM	Session 4 Thu 05:40 PM	Session 5 Fri 09:10 AM	Session 6 Fri 05:40 PM	Session 7 Sat 09:10 AM	Session 8 Sat 05:40 PM
-----------------------------	-----------------------------	-----------------------------	-----------------------------	-----------------------------	-----------------------------	-----------------------------	-----------------------------

Session 9 Sunday 09:10 AM		
33	09:10 AM	100m Backstroke Men Heat
113	09:28 AM	100m Backstroke Men Mul...
34	09:31 AM	100m Backstroke Women ...
114	09:46 AM	100m Backstroke Women ...
35	09:48 AM	200m Butterfly Men Heat
36	10:04 AM	200m Butterfly Women Heat
37	10:17 AM	400m Freestyle Men Heat
116	10:44 AM	400m Freestyle Women M...
38	10:51 AM	50m Breaststro... LIVE
39	11:03 AM	50m Breaststroke Women ...
40	11:11 AM	1500m Freestyle Women F...









36 **200m Butterfly Women Heat** Official

Entries Heats

Rank	Competitor	Age	Club	RT	FINA	Result	
1	Tassicker N...	17	Nga Tai Tuat...	+0.78		2:21.21 Entry: 2:18.93 (+ 2.28)	QA
	50m: 31.17		100m: 1:06.50 (35.33)				
	150m: 1:43.38 (36.88)		200m: 2:21.21 (37.83)				
2	Baik Grace	18	United Swim...	+0.66		2:21.63 Entry: 2:18.34 (+ 3.29)	QA
	50m: 31.82		100m: 1:07.87 (36.05)				
	150m: 1:44.63 (36.76)		200m: 2:21.63 (37.00)				
3	Wilson Sam...	17	Tasman Swi...	+0.75		2:26.35 Entry: 2:20.72 (+ 5.63)	QA
	50m: 31.28		100m: 1:07.17 (35.89)				
	150m: 1:45.29 (38.12)		200m: 2:26.35 (41.06)				
4	Swan Brooke	16	Tasman Swi...	+0.66		2:27.00 Entry: 2:22.14 (+ 4.86)	QB
	50m: 32.42		100m: 1:09.58 (37.16)				
	150m: 1:48.59 (39.01)		200m: 2:27.00 (38.41)				
5	Adams Maia	18	Raumati Swi...	+0.75		2:27.27 Entry: 2:26.07 (+ 1.20)	QA
	50m: 32.39		100m: 1:09.61 (37.22)				
	150m: 1:47.98 (38.37)		200m: 2:27.27 (39.29)				
6	Finer Emilia	18	Neptune Swi...	+0.87		2:27.36 Entry: 2:26.69 (+ 0.67)	QA
	50m: 32.57		100m: 1:10.04 (37.47)				
	150m: 1:48.86 (38.82)		200m: 2:27.36 (38.50)				
7	Asiata Dani...	16	Howick Paku...	+0.62		2:27.84 Entry: 2:22.34 (+ 5.50)	QB
	50m: 33.03		100m: 1:10.11 (37.08)				
	150m: 1:48.89 (38.78)		200m: 2:27.84 (38.95)				
8	Oliver Kendall	17	Howick Paku...	+0.74		2:28.08 Entry: 2:31.61 (- 3.53)	QA
	50m: 33.79		100m: 1:12.45 (38.66)				
	150m: 1:50.32 (37.87)		200m: 2:28.08 (37.76)				
9	Bray Amelia	16	TBSS Centra...	+0.75		2:28.38 Entry: 2:25.39 (+ 2.99)	QB
	50m: 30.69		100m: 1:07.30 (36.61)				
	150m: 1:47.22 (39.92)		200m: 2:28.38 (41.16)				
10	Wilkinson Z...	17	Evolution Aq...	+0.76		2:29.34 Entry: 2:22.96 (+ 6.38)	QA
	50m: 32.74		100m: 1:10.01 (37.27)				
	150m: 1:49.70 (39.69)		200m: 2:29.34 (39.64)				
11	Barry Sophie	15	United Swim...	+0.76		2:29.43 Entry: 2:27.63 (+ 1.80)	QC
	50m: 32.91		100m: 1:10.53 (37.62)				
	150m: 1:49.28 (38.75)		200m: 2:29.43 (40.15)				
12	Emmett Oliv...	15	Hamilton Aq...	+0.68		2:30.09 Entry: 2:26.10 (+ 3.99)	QC

		50m: 31.84 150m: 1:49.53 (40.34)	100m: 1:09.19 (37.35) 200m: 2:30.09 (40.56)		
13	 Campbell H...	16	Tawa Swim... +0.83	2:30.13 Entry: 2:25.07 (+ 5.06)	QB
		50m: 32.75 150m: 1:50.01 (39.48)	100m: 1:10.53 (37.78) 200m: 2:30.13 (40.12)		
14	 Twose Char...	18	 Coast Swim... +0.70	2:30.36 Entry: 2:24.92 (+ 5.44)	QA
		50m: 32.09 150m: 1:49.10 (39.74)	100m: 1:09.36 (37.27) 200m: 2:30.36 (41.26)		
15	 Wheeler Kate	17	United Swim... +0.70	2:31.40 Entry: 2:24.75 (+ 6.65)	QA
		50m: 31.63 150m: 1:48.69 (39.89)	100m: 1:08.80 (37.17) 200m: 2:31.40 (42.71)		
16	 Glintmeyer ...	14	 Kiwi West A... +0.77	2:32.27 Entry: 2:21.08 (+ 11.19)	QD
		50m: 33.06 150m: 1:50.51 (39.90)	100m: 1:10.61 (37.55) 200m: 2:32.27 (41.76)		
17	 Peters Chloe	15	 Hamilton Aq... +0.70	2:32.42 Entry: 2:24.64 (+ 7.78)	QC
		50m: 32.18 150m: 1:50.17 (40.12)	100m: 1:10.05 (37.87) 200m: 2:32.42 (42.25)		
18	 Grenfell Ann...	15	 Nelson Sout... +0.78	2:33.41 Entry: 2:36.76 (- 3.35)	QC
		50m: 34.35 150m: 1:53.40 (39.84)	100m: 1:13.56 (39.21) 200m: 2:33.41 (40.01)		
19	 Freulon (V) ...	14	New Caledo... +0.76	2:33.74 Entry: 2:31.33 (+ 2.41)	QD
		50m: 33.75 150m: 1:54.00 (41.01)	100m: 1:12.99 (39.24) 200m: 2:33.74 (39.74)		
20	 Nicholls Lola	14	 Napier Aqua... +0.68	2:34.02 Entry: 2:26.52 (+ 7.50)	QD
		50m: 32.45 150m: 1:51.48 (40.22)	100m: 1:11.26 (38.81) 200m: 2:34.02 (42.54)		
21	 Henderson ...	17	 Neptune Swi... +0.75	2:34.89 Entry: 2:33.21 (+ 1.68)	QA
		50m: 31.91 150m: 1:51.89 (41.38)	100m: 1:10.51 (38.60) 200m: 2:34.89 (43.00)		
22	 Horton Mad...	17	 Jasi Swim C... +0.70	2:35.60 Entry: 2:23.54 (+ 12.06)	
		50m: 33.33 150m: 1:53.61 (40.92)	100m: 1:12.69 (39.36) 200m: 2:35.60 (41.99)		
23	 Sonerson C...	16	Pirates Swim... +0.73	2:35.81 Entry: 2:30.06 (+ 5.75)	QB
		50m: 34.59 150m: 1:55.60 (40.60)	100m: 1:15.00 (40.41) 200m: 2:35.81 (40.21)		
24	 Piper Hannah	16	United Swim... +0.71	2:36.39 Entry: 2:29.34 (+ 7.05)	QB
		50m: 33.16 150m: 1:53.50 (41.70)	100m: 1:11.80 (38.64) 200m: 2:36.39 (42.89)		
25	 Marlow Ma...	14	 Hamilton Aq... +0.74	2:36.66 Entry: 2:39.36 (- 2.70)	QD
		50m: 34.15 150m: 1:55.25 (41.41)	100m: 1:13.84 (39.69) 200m: 2:36.66 (41.41)		
26	 Chote Trelise	15	Evolution Aq... +0.69	2:37.40 Entry: 2:33.28 (+ 4.12)	QC
		50m: 34.06 150m: 1:55.06 (41.26)	100m: 1:13.80 (39.74) 200m: 2:37.40 (42.34)		
27	 Hill Josiane	18	 Jasi Swim C... +0.78	2:37.78 Entry: 2:23.02 (+ 14.76)	
		50m: 32.29 150m: 1:52.38 (42.12)	100m: 1:10.26 (37.97) 200m: 2:37.78 (45.40)		
28	 Yang Leah	14	Howick Paku... +0.66	2:40.59 Entry: 2:33.10 (+ 7.49)	QD
		50m: 34.33 150m: 1:55.85 (41.94)	100m: 1:13.91 (39.58) 200m: 2:40.59 (44.74)		
29	 McLaren Kate	15	Trojans Swi... +0.73	2:41.40 Entry: 2:35.45 (+ 5.95)	QC
		50m: 33.12 150m: 1:57.10 (43.60)	100m: 1:13.50 (40.38) 200m: 2:41.40 (44.30)		
30	 Hingston Fr...	15	United Swim... +0.75	2:42.08 Entry: 2:27.68 (+ 14.40)	QC
		50m: 32.01 150m: 1:54.25 (43.95)	100m: 1:10.30 (38.29) 200m: 2:42.08 (47.83)		
31	 Nadilo Mari...	14	 Nga Tai Tuat... +0.70	2:42.82 Entry: 2:35.59 (+ 7.23)	QD
		50m: 33.86	100m: 1:14.70 (40.84)		

150m: 1:58.42 (43.72) 200m: 2:42.82 (44.40)

32	 Choliere (V)...	14	New Caledo... +4.78	2:43.94 Entry: 2:37.07 (+ 6.87)	QD
	50m: 34.40 150m: 1:59.89 (44.15)		100m: 1:15.74 (41.34) 200m: 2:43.94 (44.05)		
33	 Miles Tayla	16	 Nga Tai Tuat... +0.70	2:44.22 Entry: 2:32.09 (+ 12.13)	QB
	50m: 32.54 150m: 1:57.45 (45.10)		100m: 1:12.35 (39.81) 200m: 2:44.22 (46.77)		
34	 Conley Paige	13	 Whanganui ... +0.72	2:47.06 Entry: 2:39.76 (+ 7.30)	QE
	50m: 35.53 150m: 2:05.43 (46.63)		100m: 1:18.80 (43.27) 200m: 2:47.06 (41.63)		
35	 Norris Kahlea	14	 Hamilton Aq... +0.74	2:47.23 Entry: 2:39.31 (+ 7.92)	QD
	50m: 35.48 150m: 2:02.04 (44.27)		100m: 1:17.77 (42.29) 200m: 2:47.23 (45.19)		
36	 Ward Sama...	16	St Paul's Swi... +0.74	2:47.64 Entry: 2:36.54 (+ 11.10)	QB
	50m: 35.85 150m: 2:00.59 (44.39)		100m: 1:16.20 (40.35) 200m: 2:47.64 (47.05)		